

HARVIA THE WALL

HSW600400

Harvia The Wall heater was created with a focus on functionality. Illuminated operating switches, easy installation, and durable structure make The Wall heater versatile in its features.

Advantages

- Compact, stylish and reliable heater for medium-sized sauna rooms
- The space-saving heater fits in a great variety of saunas
- Illuminated operating switches
- Option to choose right and lefthanded installation
- Option to integrate heater in the sauna bench



Features

Main material : Steel


H x W x D : 610.0 x 430.0 x 260.0 mm

Net weight (kg) : 11.7

Installation location : Wall

ID	GTIN	Output (kW)	Sauna room size min - max m3
HSW600400	6410082660261	6 kW	5.0-8.0

Related products



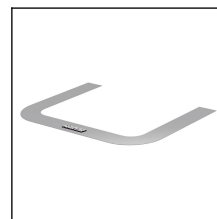
SFE-220400



HSW5



HSW5L



HSW1



HSW5

Spare parts

Product	ID	Pcs
Heating element, The Wall 2000W / 230V	Y10-0015	1
Wall mounting bracket, Wall all models	ZWA-058	
Heating element support part The Wall	ZWA-007	1
Grid for The Wall heater	ZWA-023	1
Air flow spoiler Wall	ZWA-009	1
Timer knob, The Wall	ZWA-011	1
Axle inlet rubber seal, The Wall	ZWA-022	1
Sähkösarja Wall 1/3	ZWA-074	1
Interface part Wall 4,5-9 kw	ZWA-083	
Heating element 2000W 230V	SPY10-0015	
Pilot lights The Wall, red	SPZWA-061	
Heating element support, The Wall	SPZWA-007	
Grid, The Wall heater	SPZWA-023	
Lead through rubber, The Wall	SPZWA-022	
Axle short, The Wall SW45/SW60	SPZWA-041	
Knob timer, The Wall SW45-90	SPZWA-011	

Technical details

Technical data	Type / attribute	HSW600400
	Color	Stainless Steel
	Power output	6 kW
	Stone sizes	Ø5-10 cm
	Stone amount (kg)	20
Dimensions	Product width	430
	Product height	610
	Product depth (mm)	260
	Net weight (kg)	11.7
	Gross weight	13.4
	Package width	460
	Package height	540
	Package depth	264
Safety and installation dimensions	Safety distance front (non-combustible materials)	30
	Safety distance front (combustible materials)	30
	Safety distance right side (combustible materials)	40
	Safety distance right side non-combustible materials	40
	Safety distance left side (combustible materials)	40
	Safety distance left side non-combustible materials	40
	Safety distance side (non-combustible materials)	40
	safety distance to the side wall (combustible materials)	40
	Safety distance (Ceiling)	1200
	Room min. height(depends on connections and therefore from output, star/delta)	1900
	Installation opening height	1900
	Installation opening width	510
Installation opening depth	290	

DATA SHEET

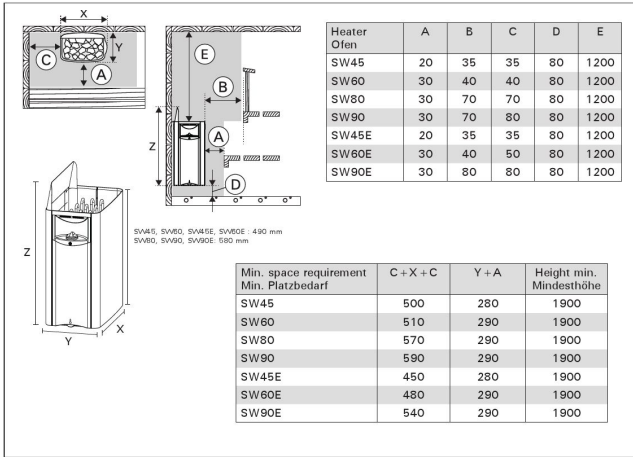
HARVIA ELECTRIC HEATERS



HARVIA

Sauna & Spa

Technical images



Minimum safety distances (all measurements in millimeters)

30

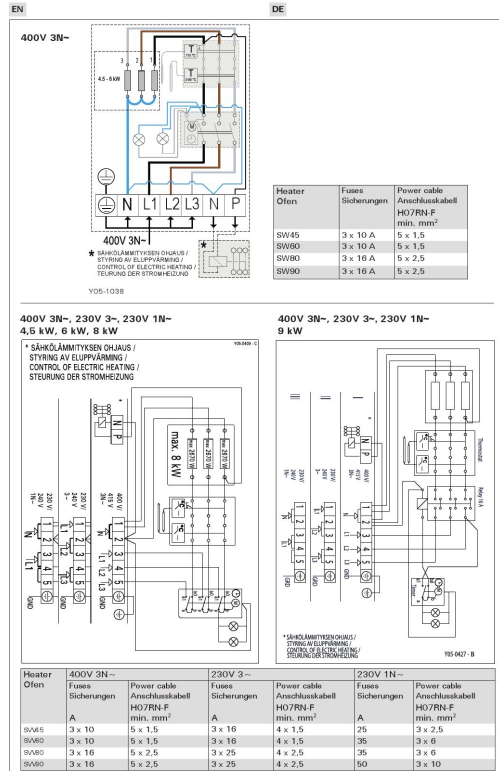


Figure 11a. Electrical connections (SW45, SW60, SW80, SW90)
Abbildung 11a. Anschlussplan (SW45, SW60, SW80, SW90)

36